

401 Series
Proven Reliability

UNCOMMON
VALUE
AT THE
BEST COST



Open the door to Anthony
and [Contact us today!](#)



The economical solution


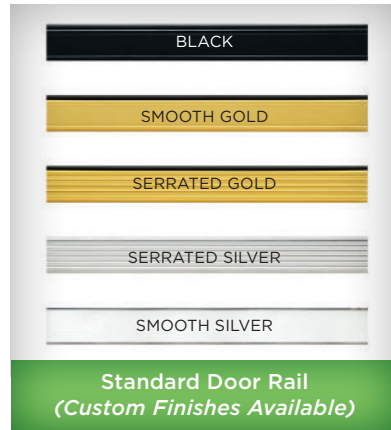

Open the door to value and quality with Anthony's 401 Series doors. Designed as an entry-level door for applications requiring strong, robust and economical doors while still providing the value, wide range of sizes and multiple options that customers have grown accustomed to with Anthony.

- Wide range of sizes and options
- Increased viewing area for optimized merchandising
- Durable construction for long life
- LED lighting optional



401 Series | Proven Reliability

401 Series doors are the smart, economical choice for entry-level doors. You get high-quality design, construction, features and options normally found only in much more expensive door models. The 401 will bring you years of reliability and cost-effective performance.



SHELVING	SHELF DEPTH OPTIONS
*Standard Shelving - (Five Shelves) Doors Less Than 79"	24", 27", 36"
*Standard Shelving - (Six Shelves) Doors 79" or Taller	24", 27", 36"
Gravity Flow Shelving (GFS)	24", 27", 36", 42"
Gravity Flow Merchandising (GFM)	42", 48", 60", 72"
Custom Shelving Available	

*24" Shelf Depth Standard

LIGHTING	FIXTURE SIZE (IN)	CCT (K)	POWER (W)	ILLUMINANCE (LUX)*	UNIFORMITY**
Standard T8 Fluorescent	24, 36, 48, 60, 72	4100	17 - 70	653	11.3
401 LED	60	4000	Center: 20 Left/Right: 12.5	885	6.3
Optimax Radiant LED OP20	48, 54, 60, 72	3500 4000 5000	Left/Right: 3-3.5 Center: 6-7	1139	1.6

*Average LUX measured 4" from frame along door centerline
**Contrast ratio across the entire door

COMPARISON CHART:

FEATURES:	401	101	ELIMINAATOR RENU
Reversible	X	✓	✓
French Door Frame	X	✓	✓
Annual Operating Cost*	\$219	\$166	\$0

* Freezer Application, \$12 kWh Utility Rate, one 30" x 67" Door Only

Applications:

- Cooler and Freezer

Standard Features:

- T8 Fluorescent Lights
- Manual Hold-Open
- Electrical Hinge Pin
- Torque and Sag Adjust
- Magnetic Door Gaskets
- Trimline Handle
- White or Black Shelving with Galvanized Shelf Posts
- Standard Shelving - 24" Deep (Setback 6 3/4")
- DOE Compliant

Options:

- 2 or 3 Pane Heated/Non Heated Glass
- Pass-Thru Door Version
- 401 LED
- Optimax Radiant LED
- Satin Silver Anodized Finish, Door Rail
- Slimline Handle
- Full Length Handle
- LifePlus Gasket®
- Cylinder Lock
- Energy Controller
- Extra Shelves
- Black/White Epoxy-Coated Shelf Posts
- Gravity Flow Shelving
- Gravity Flow Merchandising
- Anti-Fog



To order today, go to www.anthonyintl.com or call 800-772-0900.